

Wallbeds
"n" More

A comfortable extra
bed for any room!

EURO TABLE BED



Bark Gray



Espresso

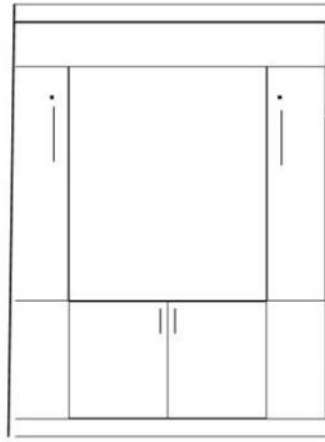
A comfortable extra bed for any room!

FINISH OPTIONS

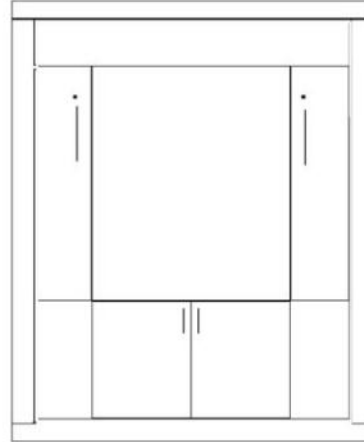
- Cognac-R
 - Caramel-B
 - Bark Gray-BG
 - Sunset-S
 - Natural -N
 - Maple-M
 - Gray-G
 - Cinnamon-E
 - Espresso-D
 - White-WH
- (WH 10% Up-Charge)

HARDWARE

- #3 Nickel Bar
- #13 Bronze Bar



STANDARD



DELUXE WITH INTERIOR BOOKCASES AND CURVED TOP

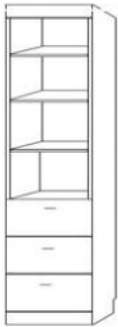
EVT50 QUEEN

- CLOSED— 65 x 17 x 90
- OPEN —65 x 86 x 90

EVXT50 DELUXE QUEEN

- CLOSED— 75 x 25 x 90
- OPEN —75 x 92 x 90

Accepts up to a 12" thick mattress



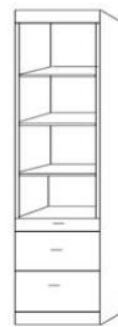
3 DRAWER

- ATFS 16 X 85 _____
- ATQS 16 X 90 _____
- APTF 24 X 85 _____
- APTQ 24 X 90 _____
- APGF 32 X 85 _____
- APGQ 32 X 90 _____



2 DRAWER TRAY

- ANFS 16 X 85 _____
- ANQS 16 X 90 _____
- APNF 24 X 85 _____
- APNQ 24 X 90 _____



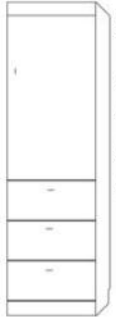
FILE PENCIL DRAWER

- ALFS 16 X 85 _____
- ALQS 16 X 90 _____
- APLF 24 X 85 _____
- APLQ 24 X 90 _____




DOOR -TRAY- 2 DRAWERS

- APUF 24 X 85 _____
- APUQ 24 X 90 _____



3 DRAWER-DOOR

- AWFS 16 X 85 _____
- AWQS 16 X 90 _____
- APWF 24 X 85 _____
- APWQ 24 X 90 _____



2 FILES-PENCIL-DOOR

- AXFS 16 X 85 _____
- AXQS 16 X 90 _____
- APXF 24 X 85 _____
- APXQ 24 X 90 _____




OPEN DOOR

- ADFS 16 X 85 _____
- ADQS 16 X 90 _____
- APCF 24 X 85 _____
- APCQ 24 X 90 _____




BOOKCASE

- ABFS 16 X 85 _____
- ABQS 16 X 90 _____
- APBF 24 X 85 _____
- APBQ 24 X 90 _____



2-DOOR

- ADFL 32 X 85 _____
- ADQL 32 X 90 _____



GUEST CHEST

- APWU 32 X 85 _____

NIGHTSTAND

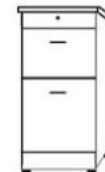
24 x 16 x 29

- ANS _____
- 2 DRAWERS/PENCIL
- ANST _____
- 2 DRAWERS/TRAY



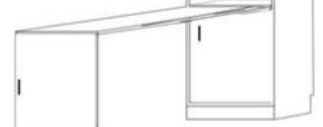
FILE CART

- AFC _____
- 16.5 x 21.5 x 28



FOLDING DESK

- APAF 24 X 85 _____
- Desk is 48" Long
- Extends to 59"

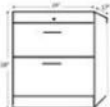


BSDL-Shaped desktop (LSF or RSF) REQUIRES ADFL or ADQL




SHAPED DESK

- BSDL & AFD _____



STRAIGHT DESK

- BSD & AFD _____



DESK CART

- DC _____

63 x 21 7/8 x 31 1/2"

Wallbeds
"n" More

A comfortable extra
bed for any room!

EURO DELUXE TABLE BED



Euro Deluxe Table Bed Set in Natural Finish EVXT50-N, ANFS-N, ANFS-N



COGNAC

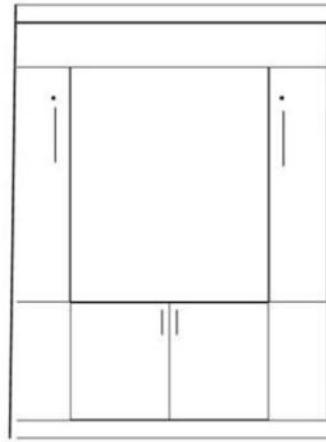
A comfortable extra bed for any room!

FINISH OPTIONS

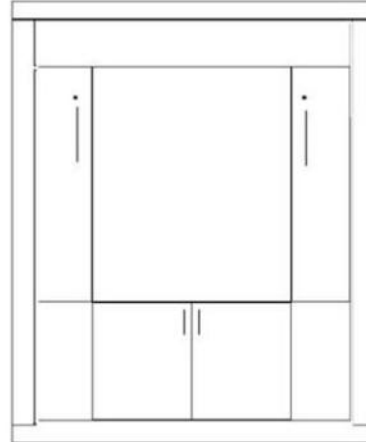
- Cognac-R
 - Caramel-B
 - Bark Gray-BG
 - Sunset-S
 - Natural -N
 - Maple-M
 - Gray-G
 - Cinnamon-E
 - Espresso-D
 - White-WH
- (WH 10% Up-Charge)

HARDWARE

- #3 Nickel Bar
- #13 Bronze Bar



STANDARD



DELUXE WITH INTERIOR BOOKCASES AND CURVED TOP

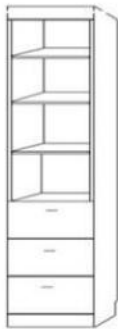
EVT50 QUEEN

CLOSED— 65 x 17 x 90
OPEN — 65 x 86 x 90

EVXT50 DELUXE QUEEN

CLOSED— 75 x 25 x 90
OPEN — 75 x 92 x 90

Accepts up to a 12" thick mattress




3 DRAWER

- ATFS 16 X 85 _____
- ATQS 16 X 90 _____
- APTF 24 X 85 _____
- APTQ 24 X 90 _____
- APGF 32 X 85 _____
- APGQ 32 X 90 _____



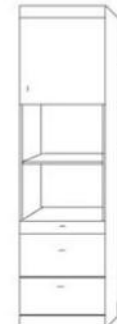
2 DRAWER TRAY

- ANFS 16 X 85 _____
- ANQS 16 X 90 _____
- APNF 24 X 85 _____
- APNQ 24 X 90 _____




FILE PENCIL DRAWER

- ALFS 16 X 85 _____
- ALQS 16 X 90 _____
- APLF 24 X 85 _____
- APLQ 24 X 90 _____



DOOR -TRAY- 2 DRAWERS

- APUF 24 X 85 _____
- APUQ 24 X 90 _____



3 DRAWER-DOOR

- AWFS 16 X 85 _____
- AWQS 16 X 90 _____
- APWF 24 X 85 _____
- APWQ 24 X 90 _____



2 FILES-PENCIL-DOOR

- AXFS 16 X 85 _____
- AXQS 16 X 90 _____
- APXF 24 X 85 _____
- APXQ 24 X 90 _____




OPEN DOOR

- ADFS 16 X 85 _____
- ADQS 16 X 90 _____
- APCF 24 X 85 _____
- APCQ 24 X 90 _____



BOOKCASE

- ABFS 16 X 85 _____
- ABQS 16 X 90 _____
- APBF 24 X 85 _____
- APBQ 24 X 90 _____



2-DOOR

- ADFL 32 X 85 _____
- ADQL 32 X 90 _____



GUEST CHEST

- APWU 32 X 85 _____


NIGHTSTAND

24 x 16 x 29

- ANS _____
- 2 DRAWERS/PENCIL
- ANST _____
- 2 DRAWERS/TRAY

FILE CART

- AFC _____
- 16.5 x 21.5 x 28



FOLDING DESK

- APAF 24 X 85 _____
- Desk is 48" Long
- Extends to 59"



DESK CART

- DC _____

63 x 21 7/8 x 31 1/2"


BSDL-Shaped desktop (LSF or RSF) REQUIRES ADFL or ADQL



SHAPED DESK

- BSDL & AFD _____

BSD-Straight desktop —REQUIRES APCF or APCQ



STRAIGHT DESK

- BSD & AFD _____